


2024 BLACK BOOK MARKET RESEARCH

Top Client/User-Rated Software


Virtual Care Collaboration Solutions



Survey Period: Q4 2023 – Q1 2024 | Published: March 2024

BLACK BOOK™ VIRTUAL CARE COLLABORATION SOLUTIONS

© 2024 Black Book Research LLC. This report is a licensed product. Do not duplicate or distribute without permission.



Black Book™ annually evaluates leading health care/medical software and service providers across 18 operational excellence key performance indicators completely from the perspective of the client experience. Independent and unbiased from vendor influence, more than 2,500,000 healthcare IT users have contributed to various annual customer satisfaction polls. Suppliers also encourage their clients to participate to produce current and objective customer service data for buyers, analysts, investors, Vendors, competitive suppliers and the media. For more information or to order customized research results, please contact the Client Resource Center at +1 800.863.7590 or Research@BlackBookMarketResearch.com

© 2024 Black Book Research LLC All Rights Reserved.

Reproduction of this publication in any form without prior written permission is forbidden. The information contained herein has been obtained from sources believed to be reliable. Black Book™, Black Book Research LLC, Black Book Market Research LLC, The Black Book of Outsourcing®, and its affiliates disclaim all warranties as to the accuracy, completeness or adequacy of such information. Black Book™ shall have no liability for errors, omissions or inadequacies in the information contained herein or for interpretations thereof. The reader assumes sole responsibility for the selection of these materials to achieve its intended results. The opinions expressed herein are subject to change without notice. Black Book's unrivaled objectivity and credibility is perhaps your greatest assurance. At a time when alliances between major consultancies and suppliers have clouded the landscape, the Black Book Group of research firms remain resolutely independent. We have no incentive to recommend specific consultant firms. Our only allegiance is to help you achieve the results you want with the best possible solution.

For more information, visit www.BlackBookMarketResearch.com





TABLE OF CONTENTS

2024 Survey Response Rates by Practice/Organization Type	4
Survey Overview.....	4
Black Book Methodology.....	5
Understanding the Statistical Confidence of Black Book Data	5
Who Participates in The Black Book Ranking Process	5
Figure 1A/B: Comprehensive Vendors Are Defined Surveyed Functions	9
Figure 2: Key to Raw Scores.....	10
Raw Score Compilation and Scale of Reference	11
Scoring Key	12
Overall KPI Leaders:.....	13
Overall KPI Leaders:.....	14
Individual Vendor Key Performance: Collaboration Solutions.....	15
Appendix.....	34

LIST OF TABLES

Table 1: Summary of Criteria Outcomes	13
Table 2: Top Score Per Individual Criteria.....	14
Table 3: Raw/Aggregate User Satisfaction Scores 2024	15



2024 Survey Response Rates by Practice/Organization Type


Validated System Users

2024 Survey Respondent Identification	Number of Responses Validated	Percent of Total Responses
Physician/Clinician Name	280	28%
Clinic/Practice Name	198	20%
Public Clinic	21	2%
Health System Clinic	77	8%
Academic Hospital and Medical Centers Over 250 Beds	156	16%
Community Hospitals	111	11%
Small Hospitals Under 100 Beds	130	13%
Ambulatory Surgery Centers	30	2%
Total	1,003	100%

Source: Black Book™ 2024

Survey Overview

1,003 hospital managers, physicians, clinicians, and specialists, as well as administrative, IT and finance leaders from 935 inpatient hospitals, practices, groups, clinics, and facilities participated in the 2024 virtual care solutions survey.



Black Book Methodology

How the Data Sets are Collected

Black Book collects ballot results on 18 performance areas of operational excellence to rank vendors by electronic medical and health record product lines. The gathered data are subjected immediately to an internal and external audit to verify completeness and accuracy and to make sure the respondent is valid while ensuring that the anonymity of the client company is maintained. During the audit, each data set is reviewed by a Black Book executive and at least two other people. In this way, Black Book's clients can clearly see how a vendor is truly performing. The 18 criteria on operational excellence are subdivided by the client's industry, market size, geography and function outsourced and reported accordingly.

Situational and market studies are conducted on areas of high interest such as e-Prescribing, Health Information Exchange, Accountable Care organization, hospital software, services providers, educational providers in e-health, bench markers and advisors. These specific survey areas range from four to 20 questions or criteria each.

Understanding the Statistical Confidence of Black Book Data

Statistical confidence for each performance rating is based upon the number of organizations scoring the electronic medical and health records service. Black Book identifies data confidence by one of several means:

- Top-10-ranked vendors must have a minimum of ten unique clients represented. Broad categories require a minimum of 20 unique client ballots. Data that are asterisked (*) represent a sample size below required limits and are intended to be used for tracking purposes only, not ranking purposes. Performance data for an asterisked vendor's services can vary widely until a larger sample size is achieved. The margin of error can be very large, and the reader is responsible for considering the possible current and future variation (margin of error) in the Black Book performance score reported.
- Vendors with over 20 unique client votes are eligible for top 10 rankings and are assured to have highest confidence and lowest variation. Confidence increases as more organizations report on their outsourcing vendor. Data reported in this form are shown with a 95% confidence level (within a margin of 0.25, 0.20 or 0.15, respectively).
- Raw numbers include the quantity of completed surveys and the number of unique organizations contributing the data for the survey pool of interest.

Who Participates in The Black Book Ranking Process

Nearly 27,000 EHR users ranking from hospital and medical practice executives, clinicians, IT specialists and front-line implementation veterans are invited to participate in the 2024 annual Black Book EMR EHR e-Health initiative satisfaction survey. Non-invitation receiving participants must complete a verifiable profile, utilize valid corporate email address and are then included as well.



The Black Book survey web instrument is open to respondents and new participants each year at <http://blackbookrankings.com> and mobile applications from iTunes and Google Play. Only one ballot per corporate email address is permitted and changes of ballots during the open polling period require a formal email request process to ensure integrity.


The members of 18 professional healthcare associations, 9 media outlets and returning participants with previous identification verifications are among those invited to surveys. Individuals and provider management can register as new participants on mobile applications and online polling instruments. Ballots are validated through two independent survey verification services software companies before being included in the scoring process.



2024 Results

Virtual Care Collaboration Solutions

Open AI & GPT
Remote Monitoring & Visits
Patient Rounding
Provider Team Collaboration





2024 Top Overall Virtual Collaboration Platform Vendor Honors

FUNCTIONAL SUBSET HONORS: TOP PHYSICIAN PRACTICE & GROUP TECHNOLOGY VENDORS

TOP VENDOR: OPEN AI & GPT

ANDOR HEALTH

TOP VENDOR: REMOTE MONITORING & VISITS

ANDOR HEALTH

TOP VENDOR: PATIENT ROUNDING

ANDOR HEALTH

TOP VENDOR: PROVIDER COLLABORATION

ANDOR HEALTH



Figure 1A/B: Comprehensive Vendors Are Defined as Being Comprised of Four Surveyed Functions

OPEN AI & GPT SUPPORT TOOLS SPECIFIC TO VIRTUAL CARE COLLABORATION	REMOTE MONITORING & PATIENT VISITS	PATIENT ROUNDING TOOLS	TEAM COLLABORATION
--	---------------------------------------	---------------------------	--------------------




Figure 2: Key to Raw Scores

0.00–5.79 ▶	◀ 5.80–7.32 ▶	◀ 7.33–8.70 ▶	◀ 8.71–10.00
Deal breaking dissatisfaction Does not meet expectations Cannot recommend vendor	Neutral Meets/does not meet expectations consistently Would not likely recommend vendor	Satisfactory performance Meets expectations Recommends vendor	Overwhelming satisfaction Exceeds expectations Highly recommended vendor

Source: Black Book Research

Color-Coded Stoplight Dashboard Scoring Key

Green	Top 10% scores better than 90% of Vendors. Green coded vendors have received constantly highest client satisfaction scores.	8.71 +
Clear	Top 33% scores better than two-thirds of Vendors. Well-scored vendor which have middle of the pack results.	7.33 to 8.70
Yellow	Mid Pack: scores average that of all HER half of Vendors. Cautionary performance scores, areas of improvement required.	5.80 to 7.32
Red	Lowest 10%: scores worse than 90% of Vendors. Poor performances reported potential cause for service and contractual cancellations.	Less than 5.79



Raw Score Compilation and Scale of Reference

Black Book raw score scales

0 = Dealbreaking dissatisfaction ◀ — ▶ 10 = Exceeds all expectations

Source: Black Book Research

Individual vendors can be examined by specific indicators on each of the main functions of vendors as well as grouped and summarized subsets. Details of each subset are contained so that each vendor may be analyzed by function and services collectively.




Scoring Key`

Overall Rank	Q1 Criteria Rank	Company	OPEN AI & GPT SUPPORT	REMOTE MONITORING & VISITS	PATIENT ROUNDING	PROVIDER COLLABORATION	Mean
5	1	Vendor Name	8.49	8.63	8.50	8.01	8.66

Source: Black Book Research

- **Overall rank** – this rank references the final position of all 18 criteria averaged by the mean score collectively. This vendor ranked fifth of the 20 competitors.
- **Criteria rank** – refers to the number of the question or criteria surveyed. This is the sixth question of the 18 criteria of which this vendor ranked first of the 20 vendors analyzed positioned only on this particular criteria or question. Each vendor required ten unique client ballots validated to be included in the top ten ranks.
- **Company** – name of the vendor.
- **Subsections** – each subset comprises one-fourth of the total vendor mean at the end of this row and includes all buyers and users who indicate that they contract each respective functional subsection with the supplier, specific to their physician enterprise.
- **Mean** – congruent with the criteria rank, the mean is a calculation of all four subsets functions surveyed. As a final ranking reference, it includes all market sizes, specialties, delivery sites and geographies.




Overall KPI Leaders: Virtual Care Collaboration Solutions

Summary of Criteria Outcomes

Table 1: Summary of Criteria Outcomes

Total Number One Criteria Ranks	Vendor	Overall Rank
14	ANDOR HEALTH	1
2	EQUUM MEDICAL	2
1	HEALTHVIEW X	3
1	PHILIPS	12

Source: Black Book Research, 2024



Overall KPI Leaders: Virtual Care Collaboration Solutions

Top Score Per Individual Criteria

Table 2: Top Score Per Individual Criteria

Question / Criteria		EHR Vendor	Overall Rank
Q1	Strategic Alignment of Client Goals including VBC, RCM & Telehealth	ANDOR HEALTH	1
Q2	Innovation & Optimization	ANDOR HEALTH	1
Q3	Training	ANDOR HEALTH	1
Q4	Client relationships and cultural fit	ANDOR HEALTH	1
Q5	Trust, Accountability, Transparency, Ethics	ANDOR HEALTH	1
Q6	Breadth of offerings, client types, delivery excellence	PHILIPS	12
Q7	Deployment and implementation	ANDOR HEALTH	1
Q8	Customization	HEALTHVIEW X	3
Q9	Integration and interfaces	ANDOR HEALTH	1
Q10	Scalability, client adaptability, flexible pricing	EQUUM MEDICAL	2
Q11	Compensation and employee performance	EQUUM MEDICAL	2
Q12	Reliability	ANDOR HEALTH	1
Q13	Brand image and marketing communications	ANDOR HEALTH	1
Q14	Marginal value adds and modules	ANDOR HEALTH	1
Q15	Financial Stability & Managerial Viability	ANDOR HEALTH	1
Q16	Data security, patient privacy and backup services	ANDOR HEALTH	1
Q17	Account Management Support and customer care	ANDOR HEALTH	1
Q18	Best of breed technology and process improvement	ANDOR HEALTH	1

Source: Black Book™ 2024



Individual Vendor Key Performance: Virtual Care Collaboration Solutions

Table 3: Raw/Aggregate Client Experience and Customer Satisfaction Scores 2024

Rank	Vendor	Q1	Q2	Q3	Q4	Q5	Q6	Q7	Q8	Q9	Q10	Q11	Q12	Q13	Q14	Q15	Q16	Q17	Q18	Mean
1	ANDOR HEALTH	9.85	9.60	9.71	9.70	9.77	9.29	9.78	9.44	9.64	9.62	9.53	9.83	9.85	9.83	9.60	9.76	9.60	9.80	9.68
2	EQUUM MEDICAL	9.65	9.26	9.46	9.26	9.19	7.25	9.37	9.34	9.37	9.82	9.61	9.22	7.62	9.48	9.55	9.14	9.42	9.75	9.21
3	HEALTHVIEW X	9.29	8.57	9.35	9.28	9.19	9.46	9.24	9.49	9.11	9.80	9.55	9.13	9.77	9.32	9.32	9.73	6.95	9.11	9.21
4	CAREGILITY	9.13	8.39	9.07	9.31	9.25	8.67	9.07	8.18	9.36	8.24	7.99	9.20	9.37	9.62	7.01	8.99	9.57	8.11	8.81
5	HICUITY HEALTH	8.30	8.70	8.94	9.23	8.44	8.28	9.31	8.49	9.12	9.16	8.19	8.28	9.72	8.08	8.49	9.16	8.43	9.60	8.77
6	SCIENCESOFT	8.54	8.92	6.04	7.77	8.38	7.14	7.83	8.59	9.26	8.38	8.72	8.08	9.29	9.56	8.38	9.03	8.34	9.13	8.41
7	CARECLIX	8.56	7.21	6.23	7.88	8.19	8.91	7.68	7.89	8.60	7.82	7.91	8.85	9.70	8.37	8.20	9.13	8.16	8.80	8.23
8	LUMA HEALTH	8.41	6.79	6.34	7.35	9.21	9.31	9.29	6.99	9.22	8.33	7.73	8.86	7.61	6.60	8.07	9.02	8.11	9.64	8.16
9	VIVALINK	8.40	7.19	6.83	7.42	8.03	9.05	7.37	8.02	9.21	7.14	7.36	8.31	7.27	6.48	8.56	9.00	8.04	7.86	7.86
10	TELADOC	7.64	6.34	6.88	8.12	7.58	8.60	8.77	6.86	9.08	9.27	6.08	7.09	7.85	8.31	5.94	8.16	8.68	9.59	7.82
11	UPDOX	7.20	6.26	5.92	7.32	8.45	7.42	7.83	8.75	7.25	7.02	5.92	8.21	7.21	7.50	8.15	8.37	7.83	7.41	7.45
12	PHILIPS	7.11	5.97	7.91	7.05	8.24	9.65	6.76	8.09	8.64	6.16	5.90	5.02	5.87	8.63	8.54	8.06	8.04	8.24	7.44
13	VITUITY	7.24	5.93	5.99	7.06	5.88	7.77	7.78	8.10	8.02	5.99	6.34	6.00	9.85	8.40	5.73	9.10	6.71	7.60	7.19
14	AVASURE	7.02	6.35	5.98	7.83	7.72	7.66	6.18	7.67	7.00	8.09	6.62	5.80	5.95	7.66	8.20	8.29	6.00	9.32	7.19
15	COLLETTE HEALTH	6.66	6.05	5.95	7.26	8.49	6.84	7.76	9.13	6.92	5.90	6.12	5.86	5.79	5.99	7.65	7.93	8.09	7.48	6.99
16	KLARA	7.00	7.14	5.79	5.86	7.01	7.61	6.12	9.06	7.09	5.96	6.89	6.58	7.85	6.28	7.38	6.84	5.97	7.15	6.87
17	MORE HEALTH	6.75	6.30	5.82	7.92	8.48	6.07	5.72	8.06	5.67	6.11	6.13	5.88	5.97	5.89	8.01	6.99	5.63	6.72	6.56
18	POINTCLICKCARE	6.20	6.64	5.90	5.94	5.04	7.71	6.09	7.00	7.81	5.44	5.83	7.32	4.99	8.55	6.98	8.17	5.90	6.09	6.55
19	AT&T	5.96	6.13	5.99	7.94	4.29	6.75	4.92	5.85	6.98	5.96	6.57	6.04	7.02	6.80	5.70	6.61	4.91	5.95	6.13
20	AMWELL	5.94	6.41	5.94	8.01	5.92	5.20	6.31	5.70	6.11	4.95	5.91	5.78	6.30	5.27	5.10	7.23	7.60	6.14	6.10



Virtual Care Collaboration Solutions & Software

1. Strategic Alignment of Vendor Offerings to Provider Goals & Client’s Mission (Including MACRA, FHIR, ONC, HIE, Population Health, RCM, Value Based Care)

Q1: Organizational structure meets the needs of stakeholders or customers, and stakeholder satisfaction is the most important priority. The client is likely to recommend the vendor to similar sized hospitals and physician groups, physicians within the same specialty or delivery setting.

OVERALL RANK	Q1 CRITERIA RANK	VIRTUAL CARE COLLABORATION SOLUTIONS COMPANY	OPEN AI, GPT MODEL & SUPPORT TOOLS	REMOTE PATIENT MONITORING & VISIT TOOLS	ROUNDING TOOLS	PROVIDER COLLABORATION TOOLS	MEAN
1	1	ANDOR HEALTH	9.81	9.89	9.84	9.85	9.85
2	2	EQUUM MEDICAL	9.85	9.63	9.58	9.54	9.65
3	3	HEALTHVIEW X	9.35	9.54	9.42	8.85	9.29
4	4	CAREGILITY	8.84	9.61	9.23	8.83	9.13
7	5	CARECLIX	8.34	7.93	9.34	8.64	8.56
6	6	SCIENCESOFT	8.73	8.23	8.83	8.36	8.54
8	7	LUMA HEALTH	8.51	8.25	8.94	7.94	8.41
9	8	VIVALINK	8.56	8.06	8.06	8.93	8.40
5	9	HICUITY HEALTH	7.44	8.96	7.87	8.91	8.30
15	10	COLLETTE HEALTH	7.33	7.83	8.04	7.42	7.66

Source: Black Book Research™ Q1 2024



Virtual Care Collaboration Solutions & Software

2. Innovation and Optimization

Q2: Customers are also continuing to push the envelope for further enhancements to which the vendor is responsive. Virtual care collaboration clients also believe that their vendors' technology is helping them manage practices more effectively, generate accurate records and reimbursement billings and cut their overhead in ways that were difficult or impossible to accomplish before technology solutions were implemented. Vendor is responsive to make client recommendations with cutting edge improvements.

OVERALL RANK	Q2 CRITERIA RANK	VIRTUAL CARE COLLABORATION SOLUTIONS COMPANY	OPEN AI, GPT MODEL & SUPPORT TOOLS	REMOTE PATIENT MONITORING & VISIT TOOLS	ROUNDING TOOLS	PROVIDER COLLABORATION TOOLS	MEAN
1	1	ANDOR HEALTH	9.62	9.60	9.42	9.76	9.60
2	2	EQUUM MEDICAL	9.70	8.84	9.51	8.97	9.26
6	3	SCIENCESOFT	8.93	8.74	9.04	8.96	8.92
5	4	HICUITY HEALTH	8.35	9.35	8.93	8.15	8.70
3	5	HEALTHVIEW X	8.82	8.79	8.05	8.62	8.57
4	6	CAREGILITY	8.04	8.35	8.29	8.89	8.39
9	7	VIVALINK	6.25	7.85	7.16	7.48	7.19
16	8	EQUUM MEDICAL	7.34	6.96	7.65	6.59	7.14
19	9	AT&T	8.37	5.31	8.35	6.50	7.13
8	10	LUMA HEALTH	6.87	7.97	6.25	6.06	6.79

Source: Black Book Research™ Q1 2024



Virtual Care Collaboration Solutions & Software

3. Training

Q3: *Virtual care collaboration vendor leadership provides significant and meaningful training opportunities for internal employees and client staff. Leadership strives to develop technology staff, client service and customer servicing consultant employees. Training modules are effective and practical so that minimal post-implementation training is required on or off site. Regular updates are timely and require minimal additional training to implement.*

OVERALL RANK	Q3 CRITERIA RANK	VIRTUAL CARE COLLABORATION SOLUTIONS COMPANY	OPEN AI, GPT MODEL & SUPPORT TOOLS	REMOTE PATIENT MONITORING & VISIT TOOLS	ROUNDING TOOLS	PROVIDER COLLABORATION TOOLS	MEAN
1	1	ANDOR HEALTH	9.82	9.60	9.88	9.54	9.71
2	2	EQUUM MEDICAL	9.70	9.43	9.42	9.30	9.46
3	3	HEALTHVIEW X	9.20	9.73	9.02	9.44	9.35
4	4	CAREGILITY	8.94	9.20	9.22	8.90	9.07
5	5	HICUITY HEALTH	9.15	8.44	9.54	8.63	8.94
10	6	TELADOC	8.04	7.13	5.90	6.46	6.88
9	7	LUMA HEALTH	5.88	6.24	5.55	7.67	6.34
8	8	CARECLIX	5.93	6.82	7.02	5.14	6.23
6	9	SCIENCESOFT	8.85	3.32	5.75	6.24	6.04
20	10	AMWELL	6.92	4.34	6.05	6.46	5.94

Source: Black Book Research™ Q1 2024



Virtual Care Collaboration Solutions & Software

4. Client Relationships and Cultural Fit

Q4: *The vendor leadership honors customer relationships highly. The relationship with the vendor elevates the customer's reputation. Improving hospital, physician practice and healthcare delivery efficiency and effectiveness is a priority of the supplier. Governance of engagement is neither complex for buyer nor does it require vendor management attention regularly. There is no regular transparency or quality issue. There are no culture clashes or misfits that threaten relationship's success or client's satisfaction.*

OVERALL RANK	Q4 CRITERIA RANK	VIRTUAL CARE COLLABORATION SOLUTIONS COMPANY	OPEN AI, GPT MODEL & SUPPORT TOOLS	REMOTE PATIENT MONITORING & VISIT TOOLS	ROUNDING TOOLS	PROVIDER COLLABORATION TOOLS	MEAN
1	1	ANDOR HEALTH	9.81	9.43	9.78	9.76	9.70
4	2	CAREGILITY	9.37	8.96	9.37	9.55	9.31
3	3	HEALTHVIEW X	9.25	9.66	9.08	9.14	9.28
2	4	EQUUM MEDICAL	9.48	9.38	9.26	8.91	9.26
5	5	HICUITY HEALTH	9.38	9.08	9.41	9.04	9.23
20	6	AMWELL	8.26	7.95	8.68	7.15	8.01
19	7	AT&T	7.47	7.85	8.37	8.05	7.94
17	8	MORE HEALTH	8.85	7.65	7.77	7.39	7.92
7	9	CARECLIX	7.97	8.85	8.29	6.39	7.88
18	10	POINTCLICKCARE	8.25	7.27	7.98	7.85	7.84

Source: Black Book Research™ Q1 2024



Virtual Care Collaboration Solutions & Software

5. Trust, Accountability, Ethics and Transparency

Q5: *Trust in enterprise reputation is important to clients as well as prospects. Client possesses an understanding that its organization has the people, processes, and resources to effectively deliver the desired business and clinical results, based on its industry reputation and past performance. There are no disconnects between promises and delivery.*

OVERALL RANK	Q5 CRITERIA RANK	VIRTUAL CARE COLLABORATION SOLUTIONS COMPANY	OPEN AI, GPT MODEL & SUPPORT TOOLS	REMOTE PATIENT MONITORING & VISIT TOOLS	ROUNDING TOOLS	PROVIDER COLLABORATION TOOLS	MEAN
1	1	ANDOR HEALTH	9.80	9.76	9.69	9.84	9.77
4	2	CAREGILITY	9.31	9.18	9.11	9.40	9.25
8	3	LUMA HEALTH	9.39	9.14	9.09	9.22	9.21
2	4	EQUUM MEDICALB	9.07	9.43	9.07	9.19	9.19
3	5	HEALTHVIEW X	9.81	8.54	9.07	9.34	9.19
15	6	COLLETTE HEALTH	8.14	8.21	8.54	9.05	8.49
17	7	MORE HEALTH	8.62	8.04	9.02	8.22	8.48
11	8	UPDOX	7.89	8.03	8.43	9.43	8.45
5	9	HICUITY HEALTH	8.62	8.29	8.72	8.14	8.44
6	10	SCIENCESOFT	8.14	7.68	8.75	8.93	8.38

Source: Black Book Research™ Q1 2024



Virtual Care Collaboration Solutions & Software

6. Breadth of Offerings, Varied Client Settings, Delivery Excellence Across All User Types

Q6: The vendor offers industry recognized horizontal functionality and vertical industry applications and manage bundled collaboration services and developing new e-Health initiatives. Vendor routinely drives operational performance improvements and results in the areas they affect. Comprehensive offerings are constructed to meet the unique needs of the client’s technology initiatives. Breadth of vendor modules offers comprehensive system services and broad modules.

OVERALL RANK	Q6 CRITERIA RANK	VIRTUAL CARE COLLABORATION SOLUTIONS COMPANY	OPEN AI, GPT MODEL & SUPPORT TOOLS	REMOTE PATIENT MONITORING & VISIT TOOLS	ROUNDING TOOLS	PROVIDER COLLABORATION TOOLS	MEAN
12	1	PHILIPS	9.77	9.69	9.74	9.38	9.65
3	2	HEALTHVIEW X	9.59	9.24	9.47	9.52	9.46
8	3	LUMA HEALTH	9.49	8.86	9.38	9.49	9.31
1	4	ANDOR HEALTH	9.45	9.39	9.25	9.07	9.29
9	5	VIVALINK	8.06	8.37	7.61	8.98	8.26
7	6	CARECLIX	9.50	8.88	8.98	8.29	8.91
10	7	TELADOC	8.92	8.61	9.50	7.37	8.60
4	8	CAREGILITY	9.59	8.98	7.48	8.61	8.67
5	9	HICUITY HEALTH	9.08	9.09	8.67	6.26	8.28
18	10	POINTCLICKCARE	5.28	8.84	8.86	7.84	7.71

Source: Black Book Research™ Q1 2024



Virtual Care Collaboration Solutions & Software

7. Deployment and implementation

Q7: *The client deploys at a pace acceptable to the client. Virtual care collaboration solutions eliminate excessive supervision over vendor implementations. Vendor overcomes client implementation obstacles and challenges effectively. Technical, organizational, and cultural implementation obstacles are handled professionally and punctually. The implementation time meets standard expectations.*

OVERALL RANK	Q7 CRITERIA RANK	VIRTUAL CARE COLLABORATION SOLUTIONS COMPANY	OPEN AI, GPT MODEL & SUPPORT TOOLS	REMOTE PATIENT MONITORING & VISIT TOOLS	ROUNDING TOOLS	PROVIDER COLLABORATION TOOLS	MEAN
1	1	ANDOR HEALTH	9.44	9.88	9.78	10.00	9.78
2	2	EQUUM MEDICAL	9.70	9.13	9.22	9.43	9.37
5	3	HICUITY HEALTH	8.98	9.62	9.54	9.10	9.31
8	4	LUMA HEALTH	9.32	9.62	9.11	9.12	9.29
3	5	HEALTHVIEW X	9.12	9.41	8.91	9.53	9.24
4	6	CAREGILITY	8.10	9.53	9.10	9.53	9.07
10	7	TELADOC	8.90	7.88	8.88	9.40	8.77
11	8	UPDOX	7.20	9.11	8.13	6.88	7.83
12	9	CARECLIX	8.20	8.12	7.27	7.53	7.78
14	10	COLLETTE HEALTH	7.77	7.99	7.19	8.10	7.76

Source: Black Book Research™ Q1 2024



Virtual Care Collaboration Solutions & Software

8. Customization

Q8: Virtual care collaboration products and process services are customized to meet the unique needs of specific practice client purpose, processes, and physician models. Little resistance is encountered when changing performance measurements as clients' needs vary. Extraordinary efforts are made to adapt and convert client special needs into workable solutions with efficient cost and time considerations. The software allows for modifications that are not costly or complex.

OVERALL RANK	Q8 CRITERIA RANK	VIRTUAL CARE COLLABORATION SOLUTIONS COMPANY	OPEN AI, GPT MODEL & SUPPORT TOOLS	REMOTE PATIENT MONITORING & VISIT TOOLS	ROUNDING TOOLS	PROVIDER COLLABORATION TOOLS	MEAN
3	1	HEALTHVIEW X	9.73	9.74	9.00	9.50	9.49
1	2	ANDOR HEALTH	9.77	9.39	9.32	9.27	9.44
2	3	EQUUM MEDICAL	9.40	9.73	8.94	9.30	9.34
15	4	COLLETTE HEALTH	9.05	9.09	9.29	9.09	9.13
16	5	EQUUM MEDICAL	9.35	8.85	9.12	8.93	9.06
11	6	UPDOX	8.68	9.39	8.50	8.44	8.75
6	7	SCIENCESOFT	8.87	9.51	8.88	7.10	8.59
5	8	HICUITY HEALTH	9.00	8.08	8.04	8.85	8.49
4	9	CAREGILITY	9.73	9.08	7.64	6.27	8.18
14	10	AVASURE	8.14	7.94	7.13	7.48	7.67

Source: Black Book Research™ Q1 2024



Virtual Care Collaboration Solutions & Software

9. Integration and Interfaces

Q9: *The vendor supports interfaces so information can be shared between necessary applications. Solutions are easily integrated to existing backend systems as needed and HIE feasible. Seamless interfaces to legacy applications are performed as required for optimal functioning. Human integration and interface activities are administered precisely. Systems communicate effectively among provider groups and ancillaries. True interoperability with other healthcare organizations is factored into implementation.*

OVERALL RANK	Q9 CRITERIA RANK	VIRTUAL CARE COLLABORATION SOLUTIONS COMPANY	OPEN AI, GPT MODEL & SUPPORT TOOLS	REMOTE PATIENT MONITORING & VISIT TOOLS	ROUNDING TOOLS	PROVIDER COLLABORATION TOOLS	MEAN
1	1	ANDOR HEALTH	9.67	9.58	9.95	9.35	9.64
2	2	EQUUM MEDICAL	9.02	9.07	9.69	9.71	9.37
4	3	CAREGILITY	9.59	9.30	8.95	9.60	9.36
6	4	SCIENCESOFT	9.41	9.47	8.76	9.41	9.26
8	5	LUMA HEALTH	9.47	9.04	9.07	9.31	9.22
9	6	VIVALINK	8.80	9.06	9.68	9.30	9.21
5	7	HICUITY HEALTH	9.16	9.11	8.79	9.41	9.12
3	8	HEALTHVIEW X	8.94	9.05	8.87	9.58	9.11
10	9	TELADOC	8.98	9.13	9.14	9.05	9.08
7	10	CARECLIX	7.85	8.89	8.65	8.99	8.60

Source: Black Book Research™ Q1 2024



Virtual Care Collaboration Solutions & Software

10. Scalability, Client Adaptability, Flexible Pricing

Q10: Virtual care collaboration solutions vendor provides flexible pricing allowing the client to choose and pay for the precise functionality and services needed. Vendor invests in significant infrastructure and can provide services to enterprise organizations. IT products and services meet the changing and varied needs of the customer. Pricing is not rigid or shifting and meets needs of client.

OVERALL RANK	Q10 CRITERIA RANK	VIRTUAL CARE COLLABORATION SOLUTIONS COMPANY	OPEN AI, GPT MODEL & SUPPORT TOOLS	REMOTE PATIENT MONITORING & VISIT TOOLS	ROUNDING TOOLS	PROVIDER COLLABORATION TOOLS	MEAN
2	1	EQUUM MEDICAL	9.76	9.86	9.84	9.82	9.82
3	2	HEALTHVIEW X	9.84	9.79	9.70	9.86	9.80
1	3	ANDOR HEALTH	9.51	9.68	9.55	9.74	9.62
10	4	TELADOC	9.37	8.96	9.59	9.14	9.27
5	5	HICUITY HEALTH	9.49	9.22	9.09	8.82	9.16
6	6	SCIENCESOFT	8.88	8.38	7.30	8.94	8.38
8	7	LUMA HEALTH	8.96	9.59	6.59	8.18	8.33
4	8	CAREGILITY	8.18	8.04	7.96	8.79	8.24
14	9	AVASURE	7.72	8.96	7.51	8.18	8.09
7	10	CARECLIX	6.79	9.60	8.51	6.39	7.82

Source: Black Book Research™ Q1 2024



Virtual Care Collaboration Solutions & Software

11. Vendor Staff Expertise, Compensation and Employee Performance

Q11: *The vendor team of employees is considered top in industry for professionalism and skill. Vendor attracts and retains high performing staff. Vendor is focused on building and developing a strong employee team of producers. Employees act like owners/leaders. Company is moving towards leveraged pay at all levels. Vendor is using effective tools to tie performance metrics to compensation policy and compensating top leaders. Human resources-related criteria are scored from the client perspective on this indicator.*

OVERALL RANK	Q11 CRITERIA RANK	VIRTUAL CARE COLLABORATION SOLUTIONS COMPANY	OPEN AI, GPT MODEL & SUPPORT TOOLS	REMOTE PATIENT MONITORING & VISIT TOOLS	ROUNDING TOOLS	PROVIDER COLLABORATION TOOLS	MEAN
2	1	EQUUM MEDICAL	9.76	9.86	9.47	9.36	9.61
3	2	HEALTHVIEW X	9.03	9.76	9.70	9.71	9.55
1	3	ANDOR HEALTH	9.16	9.78	9.83	9.35	9.53
6	4	SCIENCESOFT	8.75	8.95	8.74	8.45	8.72
5	5	HICUITY HEALTH	8.30	8.05	8.44	7.95	8.19
4	6	CAREGILITY	7.65	7.17	8.56	8.58	7.99
7	7	CARECLIX	8.52	7.77	7.91	7.45	7.91
8	8	LUMA HEALTH	8.12	7.41	7.47	7.93	7.73
9	9	VIVALINK	7.35	7.70	7.82	6.56	7.36
13	10	VITUITY	8.05	6.28	6.86	8.16	7.34

Source: Black Book Research™ Q1 2024



Virtual Care Collaboration Solutions & Software

12. Reliability

Q12: *The supplier meets agreed terms as evidenced by routine, acceptable service level reporting and industry expectations. Depth and breadth of applications/solutions are acceptable in meeting client needs. Online reliability is maximized, and outages/downtimes are minimized. Solid product and service capacities are demonstrated consistently. Service levels are consistently met as agreed. Services & support response is maximized by vendor team.*

OVERALL RANK	Q12 CRITERIA RANK	VIRTUAL CARE COLLABORATION SOLUTIONS COMPANY	OPEN AI, GPT MODEL & SUPPORT TOOLS	REMOTE PATIENT MONITORING & VISIT TOOLS	ROUNDING TOOLS	PROVIDER COLLABORATION TOOLS	MEAN
1	1	ANDOR HEALTH	9.88	9.70	9.79	9.95	9.83
2	2	EQUUM MEDICAL	9.09	9.06	9.60	9.13	9.22
4	3	CAREGILITY	9.45	8.97	9.37	8.99	9.20
3	4	HEALTHVIEW X	9.43	9.10	9.60	8.38	9.13
5	5	HICUITY HEALTH	7.99	9.49	9.10	8.99	8.89
8	6	LUMA HEALTH	9.15	8.78	9.06	8.45	8.86
7	7	CARECLIX	8.49	8.69	8.96	9.27	8.85
9	8	VIVALINK	8.09	8.98	7.95	8.22	8.31
5	9	HICUITY HEALTH	9.09	8.29	7.95	7.78	8.28

Source: Black Book Research™ Q1 2024



Virtual Care Collaboration Solutions & Software

13. Brand image and marketing communications

Q13: *The vendor’s marketing and sales statements/pitches are accurately and appropriately represented by actual product and service deliverables. Image is consistent with top rankings. Sales presentations and proposals are delivered upon and corporate integrity/honesty in marketing and business development are highly valued. Company image and integrity are values upheld top-down consistently. Elevated level of relevant client communications enhances the vendor – user relationship.*

OVERALL RANK	Q13 CRITERIA RANK	VIRTUAL CARE COLLABORATION SOLUTIONS COMPANY	OPEN AI, GPT MODEL & SUPPORT TOOLS	REMOTE PATIENT MONITORING & VISIT TOOLS	ROUNDING TOOLS	PROVIDER COLLABORATION TOOLS	MEAN
1	1	ANDOR HEALTH	9.85	9.87	9.81	9.86	9.85
3	2	HEALTHVIEW X	9.81	9.82	9.70	9.76	9.77
6	3	HICUITY HEALTH	9.65	9.75	9.74	9.72	9.72
7	4	CARECLIX	9.57	9.88	9.74	9.61	9.70
4	5	CAREGILITY	9.47	8.94	9.67	9.40	9.37
6	6	SCIENCESOFT	9.52	9.32	9.35	8.95	9.29
16	7	EQUUM MEDICAL	8.44	8.02	8.07	6.88	7.85
10	8	TELADOC	7.97	7.67	7.84	7.92	7.85
2	9	EQUUM MEDICAL	8.09	8.06	6.19	8.15	7.62
8	10	UPDOX	7.75	8.01	8.24	6.45	7.61

Source: Black Book Research™ Q1 2024



Virtual Care Collaboration Solutions & Software

14. Marginal Value Adds

Q14: *Beyond stimulus achievement, the vendors' cost savings are realized as generally estimated and not over-positioned or over/underestimated in ways that effect major client satisfaction or costs. Vendor offers value-adds as a practice management partner in cost savings and avoidance initiatives and creative programs through bundled product design. Provides true business transformation opportunities to physician practices and other medical settings utilizing virtual care collaboration technologies.*

OVERALL RANK	Q14 CRITERIA RANK	VIRTUAL CARE COLLABORATION SOLUTIONS COMPANY	OPEN AI, GPT MODEL & SUPPORT TOOLS	REMOTE PATIENT MONITORING & VISIT TOOLS	ROUNDING TOOLS	PROVIDER COLLABORATION TOOLS	MEAN
1	1	ANDOR HEALTH	9.59	9.82	9.82	10.00	9.83
4	2	CAREGILITY	9.18	9.97	9.75	9.57	9.62
6	3	SCIENCESOFT	9.25	9.71	9.80	9.49	9.56
2	4	EQUUM MEDICAL	9.86	9.47	9.07	9.51	9.48
3	5	HEALTHVIEW X	8.88	8.65	9.83	9.90	9.32
15	6	PHILIPS	8.88	9.05	8.87	7.73	8.63
18	7	POINTCLICKCARE	9.20	8.94	8.67	7.40	8.55
13	8	VITUITY	9.09	7.73	8.20	8.58	8.40
10	9	TELADOC	7.70	9.10	8.28	8.14	8.31
5	10	HICUITY HEALTH	8.61	8.24	7.77	7.70	8.08

Source: Black Book Research™ Q1 2024



Virtual Care Collaboration Solutions & Software

15. Financial Viability and Managerial Stability

Q15: *Vendor’s viability, employee turnover, financial stability and/or cultural mismatches do not threaten relationship. Senior management and the board exemplify strong leadership principals to steward appropriate resources that impact buyers. Client is confident of long-term industry viability for this vendor based on investments, client adoption, exceptional outcomes and service levels. Field management is notably competent, stable and supportive of clients. The vendor demonstrates and provides evidence of competent fiscal management and leadership.*

OVERALL RANK	Q15 CRITERIA RANK	VIRTUAL CARE COLLABORATION SOLUTIONS COMPANY	OPEN AI, GPT MODEL & SUPPORT TOOLS	REMOTE PATIENT MONITORING & VISIT TOOLS	ROUNDING TOOLS	PROVIDER COLLABORATION TOOLS	MEAN
1	1	ANDOR HEALTH	9.69	9.49	9.49	9.73	9.60
2	2	EQUUM MEDICAL	9.68	9.18	9.71	9.62	9.55
3	3	HEALTHVIEW X	9.42	9.45	9.48	8.91	9.32
14	4	AVASURE	9.27	8.47	9.15	8.13	8.76
9	5	VIVALINK	7.98	8.07	9.13	9.07	8.56
12	6	PHILIPS	8.95	8.32	7.76	9.14	8.54
5	7	HICUITY HEALTH	8.30	8.81	8.06	8.80	8.49
4	8	CAREGILITY	8.74	9.13	7.30	8.45	8.41
6	9	SCIENCESOFT	7.68	9.01	9.12	7.71	8.38
14	10	AVASURE	8.20	7.92	9.18	7.49	8.20

Source: Black Book Research™ Q1 2024



Virtual Care Collaboration Solutions & Software

16. Data Security, Patient Privacy and Backup Services

Q16: *In order to provide secure and constantly dependable virtual care collaboration offerings for physician and hospital/IDN affiliate practices and entities, the vendor has to provide the highest level of security and data back-up services. The vendor's service in these two areas is superior to the security and back-up system of past internal systems of the provider.*

OVERALL RANK	Q16 CRITERIA RANK	VIRTUAL CARE COLLABORATION SOLUTIONS COMPANY	OPEN AI, GPT MODEL & SUPPORT TOOLS	REMOTE PATIENT MONITORING & VISIT TOOLS	ROUNDING TOOLS	PROVIDER COLLABORATION TOOLS	MEAN
1	1	ANDOR HEALTH	9.70	9.76	9.90	9.68	9.76
3	2	HEALTHVIEW X	9.83	9.48	9.79	9.80	9.73
5	3	HICUITY HEALTH	8.83	8.95	9.34	9.51	9.16
2	4	EQUUM MEDICAL	9.24	9.16	9.84	8.33	9.14
7	5	CARECLIX	9.91	9.45	8.13	9.01	9.13
13	6	VITUITY	8.95	9.34	9.04	9.06	9.10
6	7	SCIENCESOFT	8.80	9.23	9.31	8.77	9.03
10	8	LUMA HEALTH	9.27	9.12	9.46	8.24	9.02
11	9	VIVALINK	9.06	8.96	8.86	9.13	9.00
4	10	CAREGILITY	9.48	8.99	8.56	8.93	8.99

Source: Black Book Research™ Q1 2024



Virtual Care Collaboration Solutions & Software

17. Support and Customer Care

Q17: Account management provides an adequate amount of onsite administration and support to clients. There exists a formal account management program that meets client needs. Media and clients reference this vendor as a services leader and top vendor correctly. Customer services and relationship satisfaction is manifested through significant flagship clients as well as smaller and newest customers similarly. Vendor provides appropriate number of accessible support and customer care personnel.

OVERALL RANK	Q17 CRITERIA RANK	VIRTUAL CARE COLLABORATION SOLUTIONS COMPANY	OPEN AI, GPT MODEL & SUPPORT TOOLS	REMOTE PATIENT MONITORING & VISIT TOOLS	ROUNDING TOOLS	PROVIDER COLLABORATION TOOLS	MEAN
1	1	ANDOR HEALTH	9.55	9.49	9.72	9.63	9.60
4	2	CAREGILITY	9.66	9.73	9.49	9.41	9.57
2	3	EQUUM MEDICAL	9.31	9.41	9.46	9.50	9.42
10	4	TELADOC	9.08	8.64	7.86	9.15	8.68
5	5	HICUITY HEALTH	8.99	8.74	8.05	7.95	8.43
6	6	SCIENCESOFT	8.01	8.96	8.49	7.88	8.34
7	7	CARECLIX	7.73	8.83	7.96	8.10	8.16
8	8	LUMA HEALTH	7.61	8.66	7.27	8.89	8.11
9	9	VIVALINK	8.83	8.83	7.02	7.46	8.04
3	10	HEALTHVIEW X	7.56	7.73	8.13	8.38	7.95

Source: Black Book Research™ Q1 2024




Virtual Care Collaboration Solutions & Software

18. Best of Breed Technology and Process Improvement Developments

Q18: The virtual care collaboration technology is considered best of breed. Vendor technology elevates customers via capabilities, equipment, processes, deliverables, professional staff, leadership, quality assurance and innovative initiatives. Collaboration services are delivered at or above current/former in-house service levels. Technology is current and relevant to exchanging health information among providers, as well as sufficiently offering user access.

OVERALL RANK	Q18 CRITERIA RANK	VIRTUAL CARE COLLABORATION SOLUTIONS COMPANY	OPEN AI, GPT MODEL & SUPPORT TOOLS	REMOTE PATIENT MONITORING & VISIT TOOLS	ROUNDING TOOLS	PROVIDER COLLABORATION TOOLS	MEAN
1	1	ANDOR HEALTH	9.86	9.93	9.77	9.63	9.80
2	2	EQUUM MEDICAL	9.80	9.78	9.87	9.55	9.75
8	3	LUMA HEALTH	9.72	9.65	9.68	9.51	9.64
5	4	HICUITY HEALTH	9.27	9.74	9.58	9.79	9.60
10	5	TELADOC	9.76	9.77	9.66	9.16	9.59
15	6	AVASURE	9.16	9.45	9.00	9.67	9.32
6	7	SCIENCESOFT	8.99	8.95	9.10	9.47	9.13
3	8	HEALTHVIEW X	9.17	9.15	8.93	9.19	9.11
7	9	CARECLIX	8.23	9.08	8.95	8.93	8.80
4	10	CAREGILITY	7.67	8.04	8.07	8.67	8.11

Source: Black Book Research™ Q1 2024



Appendix

BLACK BOOK MARKET RESEARCH SURVEYS & IT USER POLLING

We hope that the data and analysis in this report will help you make informed and imaginative hospital, health systems and practice management business decisions. If you have further requirements, the Black Book research team may be able to help you. For more information about Black Book's custom survey capabilities, please contact us directly at research@blackbookmarketresearch.com

Disclaimer/All Rights Reserved.

No part of this publication may be reproduced, stored in a retrieval system or transmitted in any form by any means (electronic, mechanical, photocopying, recording or otherwise), without the prior permission of the publisher, Black Book Rankings. The facts of this report are believed to be correct at the time of publication but cannot be guaranteed. Please note that the findings, conclusions and recommendations that Black Book Rankings delivers will be based on information gathered in good faith from both primary and secondary sources, whose accuracy we are not always able to guarantee. As such, Black Book Research can accept no liability whatever for actions taken based on any Information that may subsequently prove to be incorrect.

About Black Book™

Black Book Rankings, a division of Black Book Market Research LLC, provides healthcare IT users, media, investors, analysts, quality minded vendors, and prospective software system buyers, pharmaceutical manufacturers, and other interested sectors of the clinical technology industry with comprehensive comparison data of the industry's top respected and competitively performing technology vendors. The largest user opinion poll of its kind in healthcare IT, Black Book™ collected over 2,500,000 viewpoints on information technology and outsourced services vendor performance across a decade. Black Book was founded in 2003, is internationally recognized for over 15 years of customer satisfaction polling, particularly in technology, services, outsourcing and offshoring industries.

Black Book™, its owners nor its employees holds any financial interest in the companies contained in this comparison performance report and is not incentivized to recommend any particular vendor.



Follow Black Book on Twitter at www.twitter.com/blackbookpolls



Follow us on LinkedIn at www.linkedin.com/company/blackbookmarketresearchllc

For methodology, auditing, resources, comprehensive research and ranking data, see <https://blackbookmarketresearch.com>